



SLIDE RETAINER

ES Retensor Corredera DE Schiebersicherung
IT Ritenore Carrello PT Retensor de Corrediças FR Blocage de Coulisseau

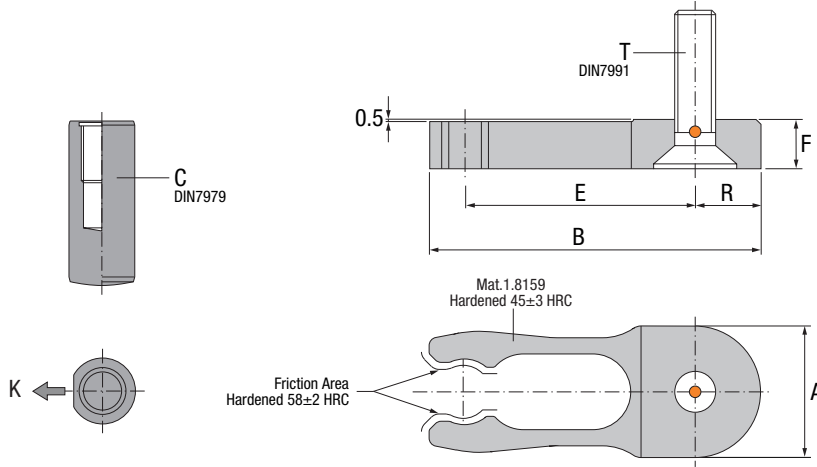
RC

● Cad Insertion Point

SLIDES



Patented



K=Force to release the retainer.

ES K=Fuerza de desenganche del retensor.

DE K=Kraft zum entriegeln.

IT K=Forza di sgancio del ritenore.

PT K=Força necessária para libertar o retensor.

FR K=Force de libération de la retenue.

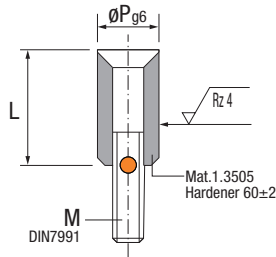
Ref.	A	B	C	E	F	G	H	K	R	T
RC.123006	12	30	6x20	21	4.7	4	16	5 kg.	6	M5x16
RC.164008	16	40	8x20	28	5.7	5	15	7 kg.	8	M6x20
RC.205010	20	50	10x24	34	7.7	6	17	14 kg.	10	M8x25
RC.246012	24	60	12x32	42	9.7	7	23	21 kg.	12	M10x30
RC.328012	32	80	16x40	56	11.7	9	27	28 kg.	16	M12x35
RC.328016	32	80	16x40	56	15.7	9	25	38 kg.	16	M12x50

OPTIONAL DOWEL PIN

ES Pasador Opcional DE Zylinderstift (Optional)
IT Riferimento Opzionale PT Cavilha Opcional FR Goupille Optionnel

PO

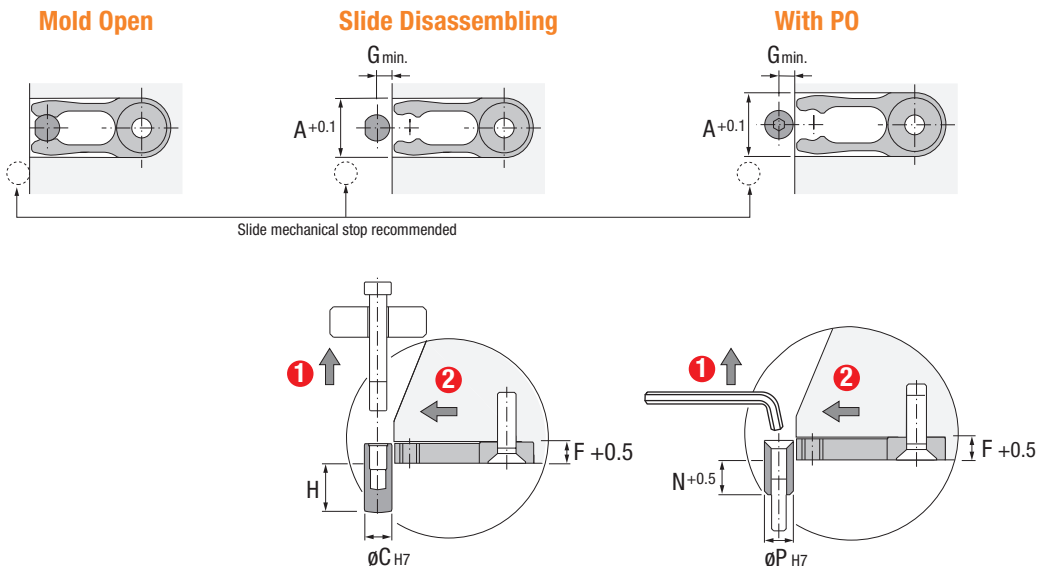
● Cad Insertion Point



Ref.	L	M	N	P
PO.120320	12	M3x20	7.5	6
PO.150425	15	M4x25	10	8
PO.200530	20	M5x30	13	10
PO.250635	25	M6x35	16	12
PO.340850	34	M8x50	23	16

Installation Guidelines

Consejos de Instalación · Richtlinien zur Installation · Consigli di Installazione · Instruções de Instalação · Mode d'Installation



Patented

