

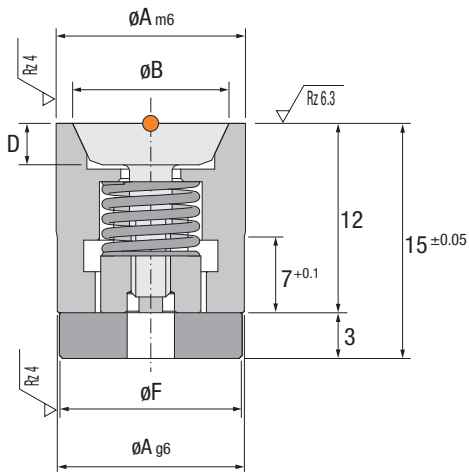
HIGH PRESSURE AIR VALVE

ES Válvula de Aire para Alta Presión DE Luftventil für Hochdruck
 IT Valvola d'Aria per Alte Pressioni PT Válvula de Ar para Alta Pressão FR Soupape à Air Pour Haute Pression

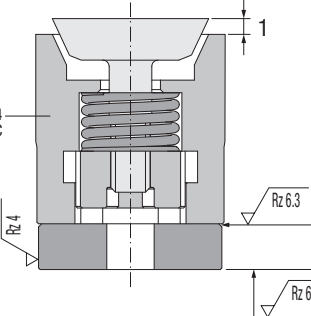
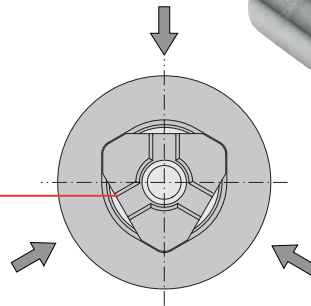
● Cad Insertion Point

IMPORTANT !

Triple air entrance to ensure balanced opening.
 Triple entrada de aire para asegurar una apertura equilibrada.
 Dreifacher Lufteinlaß um ein ausgeglichene Öffnung sicherzustellen.
 L'ingresso dell'aria è triplo per assicurare un'apertura equilibrata.
 Tripla entrada de ar para uma abertura equilibrada.
 Triple entrée d'air pour une ouverture équilibrée.



Mat. INOX 1.4034
 Hardened 51±3 HRC

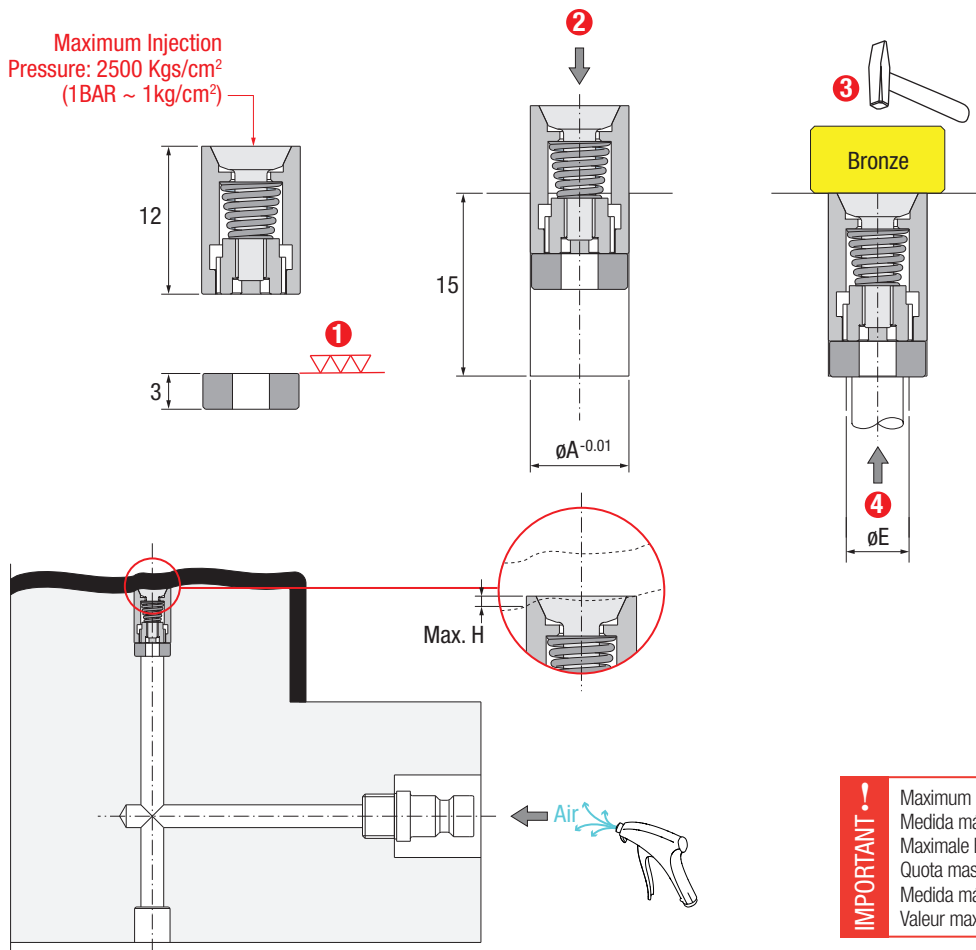


Ref.	A	B	D	E	F	H
VH.065215	6	5.4	1.9	4	5.8	0.25
VH.086515	8	6.7	2	5	7.8	0.75
VH.121015	12	9.7	2.7	5	11.8	1

Installation Guidelines

Consejos de Instalación · Richtlinien zur Installation · Consigli di Installazione · Instruções de Instalação · Mode d'Installation

Maximum Injection
 Pressure: 2500 Kgs/cm²
 (1BAR ~ 1kg/cm²)



IMPORTANT ! Maximum machining allowed.
 Medida máxima de mecanizado.
 Maximale Bearbeitung erlaubt.
 Quota massima di lavorazione.
 Medida máxima a maquirar.
 Valeur maximum d'usage.



VH

ACCESSORIES



Max. 150°C

Min. 2 BARS
 Max. 10 BARS