

AIR VALVE

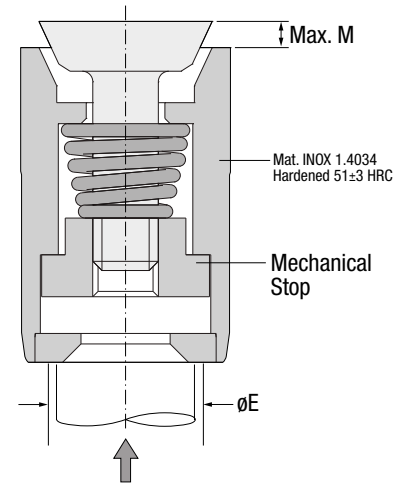
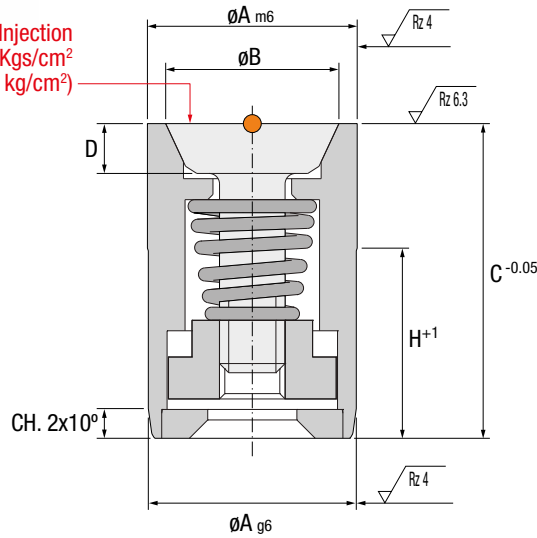
ES Válvula Aire DE Luftventil
IT Valvola Aria PT Válvula de Ar FR Soupape à Air

● Cad Insertion Point

VA



Maximum Injection Pressure: 1200 Kgs/cm² (1BAR ~ 1kg/cm²)



Ref.	A	B	C	D	E	H	M
VA.050412	5	3.4	12	2.1	4	7	2.5
VA.065212	6	5.2	12	1.8	4	7	0.95
VA.086512	8	6.6	12	1.9	4	7	0.95
VA.100812	10	8.2	12	2.7	8	7	0.95
VA.121012	12	9.7	12	2.7	10	7	0.95
VA.161320	16	12.6	20	4	12	12	1.55
VA.201720	20	16.9	20	4	16	12	1.55

IMPORTANT !

Reference VA.050412, do not include mechanical stop.
La referencia VA.050412, no incluye tope mecánico.
Referenz VA.050412 ohne mechanischen Anschlag.
L'articolo VA050412 non include freno meccanico.
A referencia VA.050412 não tem batente mecânico.
La référence VA.050412 n'inclut pas la butée mécanique.

ACCESSORIES



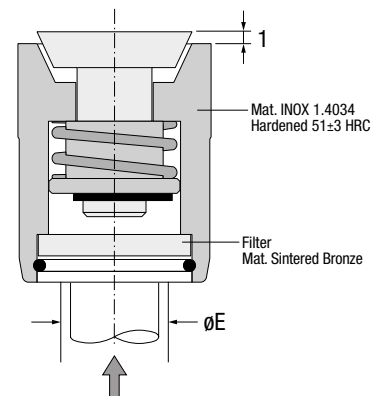
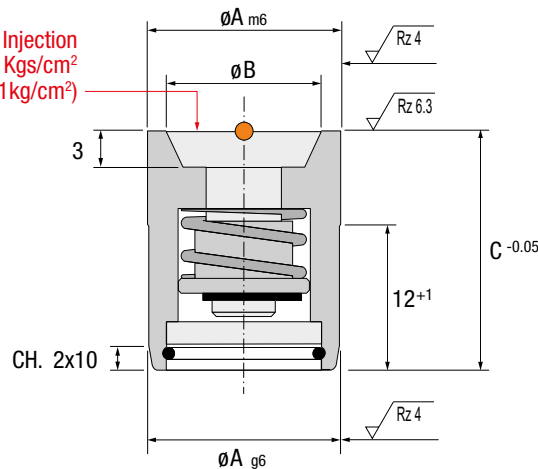
Max. 150°C

Min. 3 BARS

FV



Maximum Injection Pressure: 1200 Kgs/cm² (1BAR ~ 1kg/cm²)



Ref.	A	B	C	E
FV.161320	16	13	20	14
FV.201720	20	17	20	18

● Cad Insertion Point

FILTER VALVE

ES Filtro Válvula DE Filterventil
IT Filtro Valvola PT Válvula Filtro FR Soupape à Filtre

ACCESSORIES



Max. 150°C

Min. 3 BARS